



Mobilo Card
Lulu Systems Inc
1178 Broadway 2nd FL #1021
New York, 10001 NY
USA

Hi there!

Thank you for ordering a Mobilo Smart Business Card and joining our community! Say hi to the new way of networking. We are sure you'll love it.

Let's get started! You can access the mobile app from a browser in app.mobilocard.com or by installing the mobile app on your phone (search for Mobilo Card in your device's app store)

To log into the app please note that the email address you need to use is the one you input when filling out the details when configuring your card.



Scan the QR code to learn
how to be a confident tapper!

Once you are logged in, tap on the menu at the top right side of the screen, and then tap "Business Card Profile". You will be able to add all the details you want: profile picture, personal info, social media links, and much more! This can be done anytime and as many times as you want.

If you have purchased a **smart button**, the ideal placement is at the very **bottom of the back** of your device to ensure the best response and prevent interference with your NFC antenna.

If you have any questions or want to know more about how your new Business Card can suit your needs, go to www.mobilocard.com/support.

We are more than happy to help! In case you have questions or need assistance, please reach out to our Customer Success team at support@mobilocard.com.

Thank you again and welcome to the Mobilo family!

MOBILO

How to tap your New Mobilo Card

IPHONE

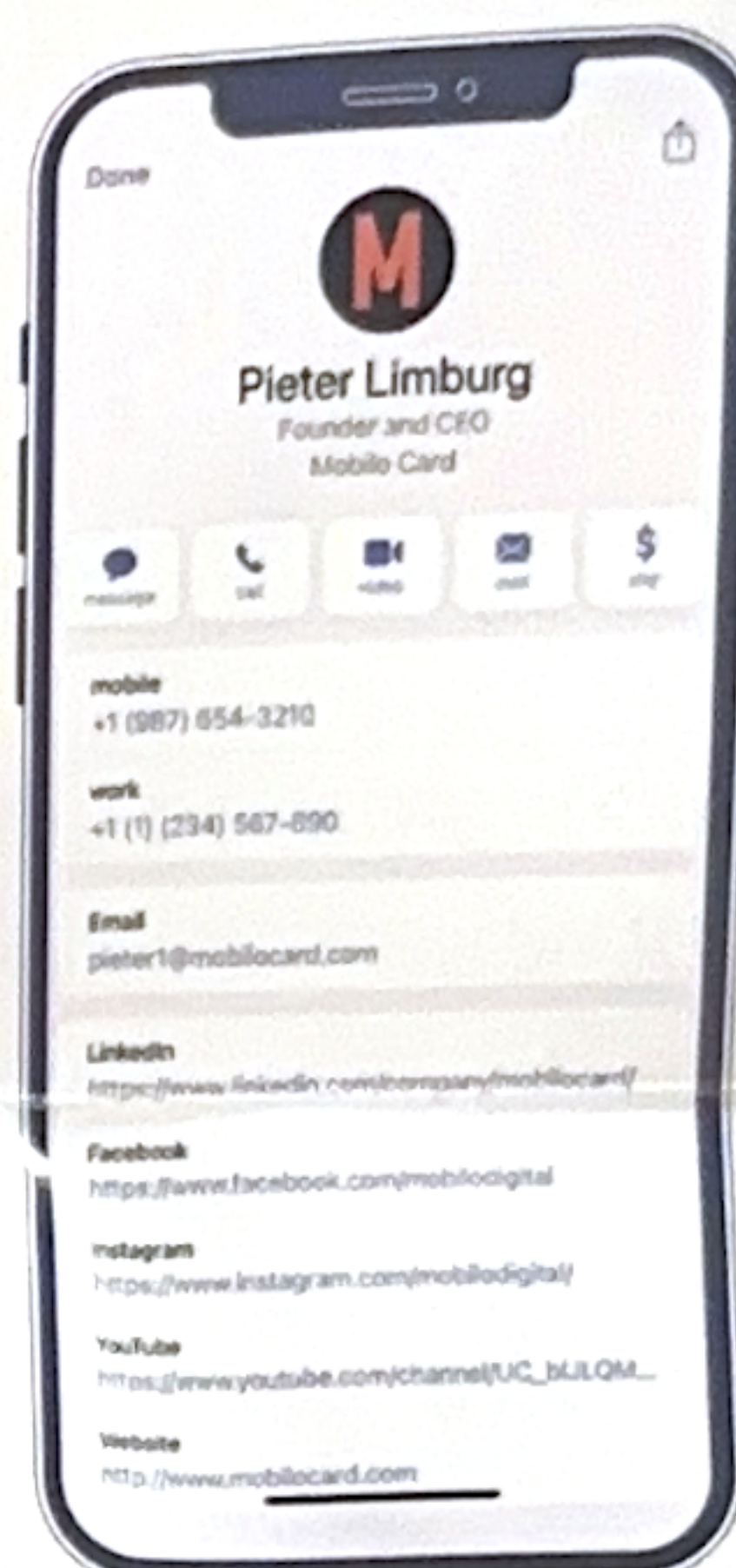


Make sure
Phone is Lit




Hold for
3 Sec

Tap the card
on top back
of the phone



Download
and save
contacts
to your
phone

ANDROID

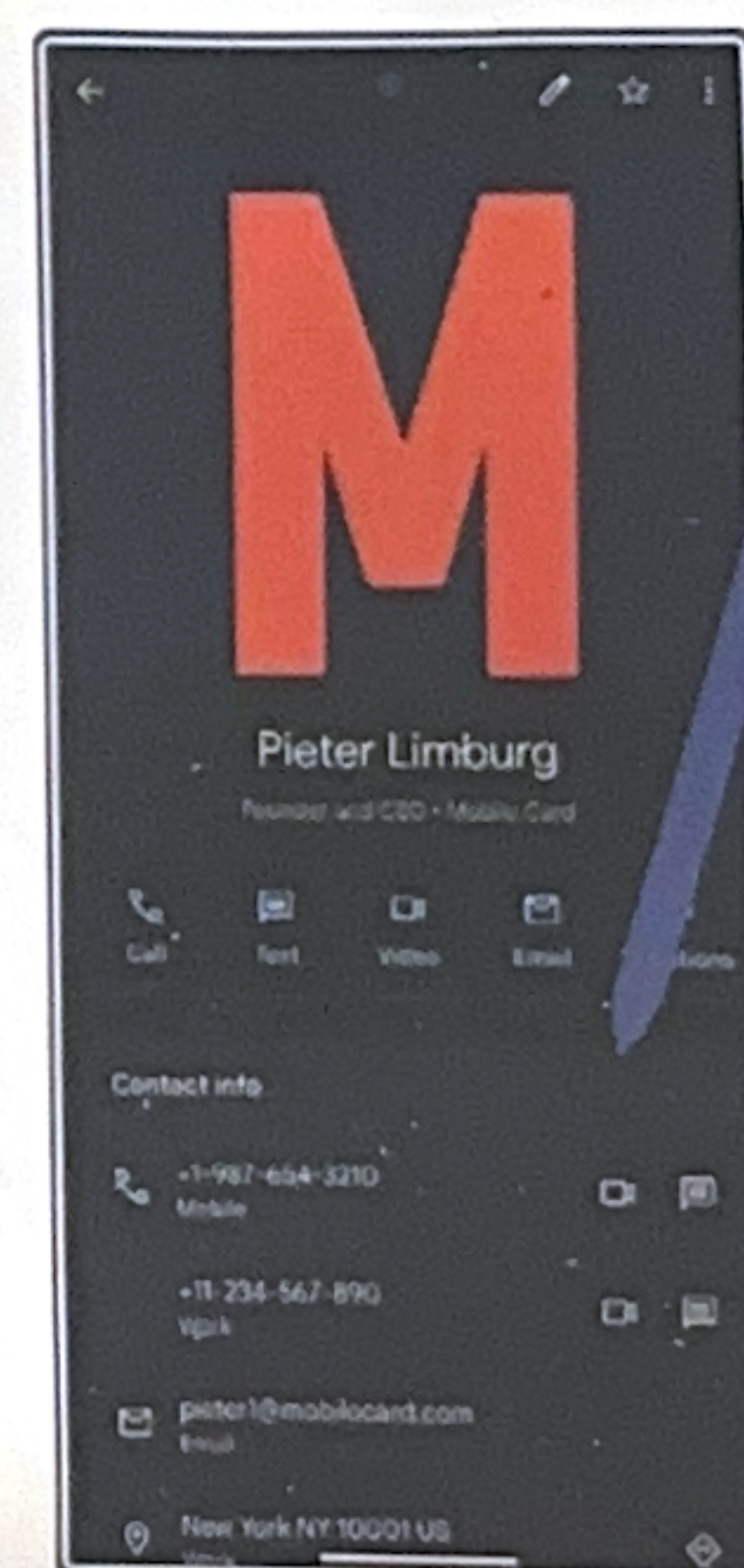


Make sure
Phone is
Unlocked



Tap the card on
the middle back
of the phone

Hold for
3 Sec



Download
contact file
and open it
from your
downloads
folder

METAL



Follow the same steps as above
for Iphone and Android



* Flip the card to ensure
the QR code makes
contact with the device

Iphone



Tap the card
on top back
of the phone
Hold for
3 Sec

Android



Tap the card on
the middle back
of the phone
Hold for
3 Sec